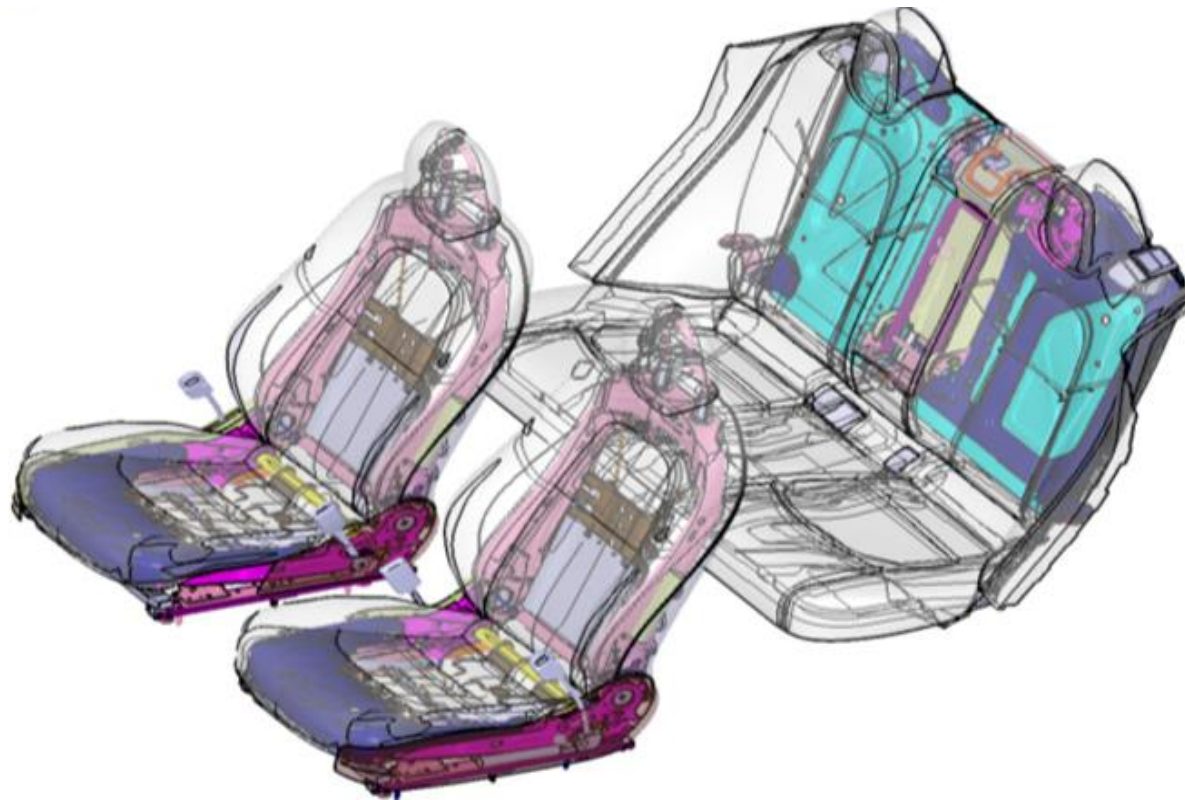


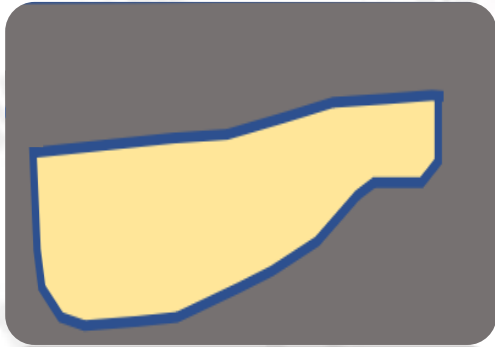
MAGNETIC ELASTOMER INK

Magnetic elastomer ink for manufacture Seat Foam pad



Existing automotive seat interior process

■ Mold frame ■ Nonwoven fabric ■ Foam pad



When producing an automotive seat foam pad, attaching non-woven fabric to the inside of the mold frame.


Existing process uses Velcro(magic tape) or rubber magnet to attach non-woven fabric to the inside of the mold frame.

www.ferrozone.co.kr

Surface adsorption rate



No crack, no magnetic filler



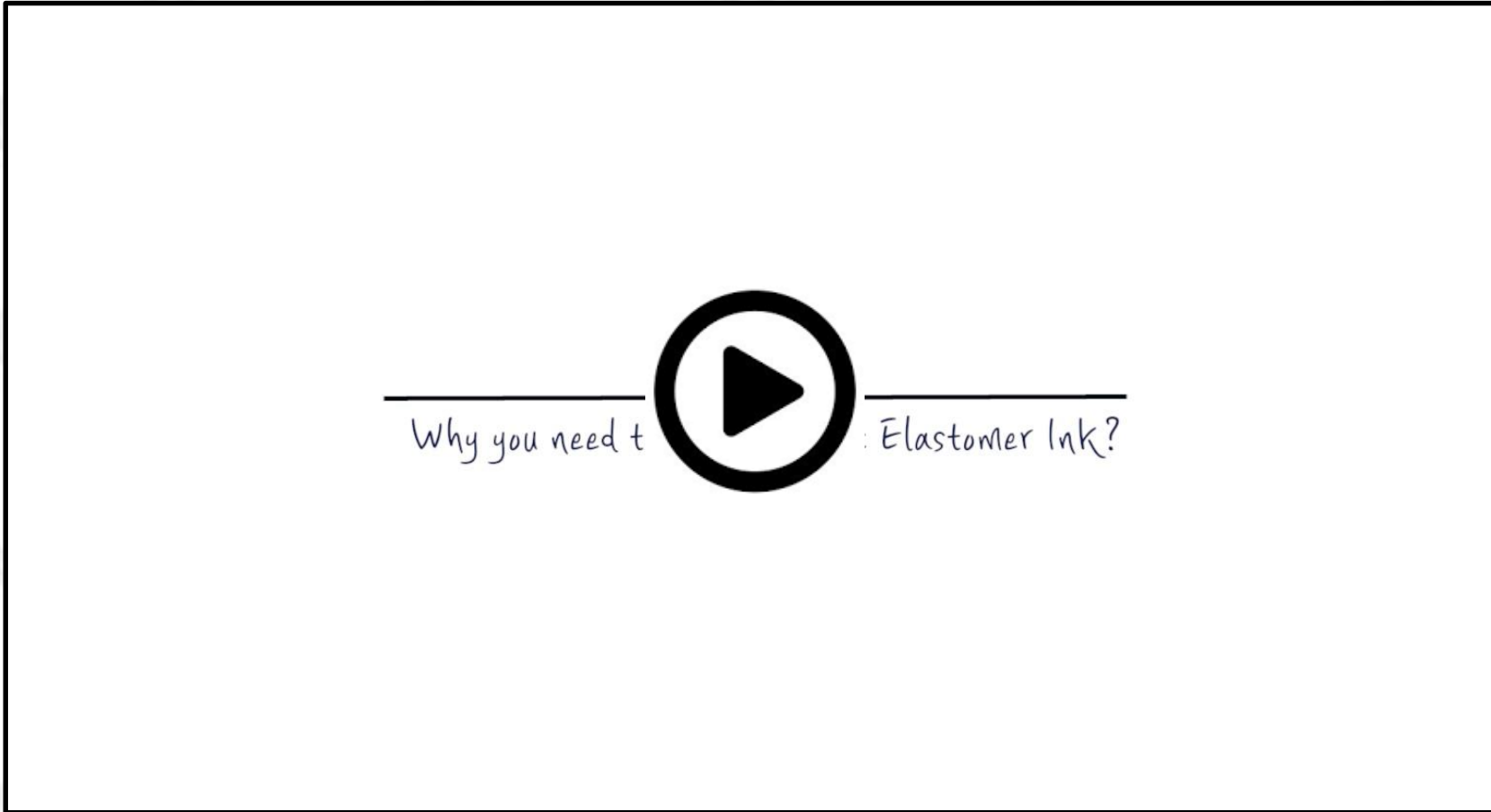
↑ Please click to watch the video.

(Link to a YouTube video)

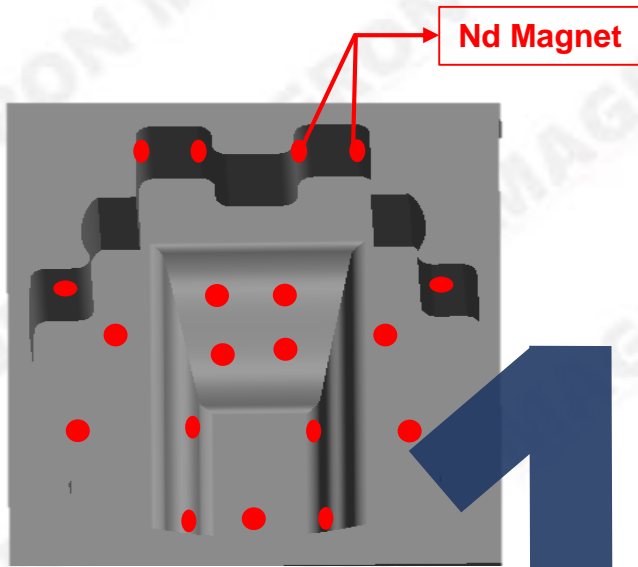
The reason why we suggest improving of process

↓ Please click to watch the video.


(Link to a YouTube video)



Process using self-elastic polymerization ink



Placing magnet on red dot instead of velcro on mold frame.



Print self-elastic polymerization ink on nonwoven fabric of automotive seat part at the same place as magnet place.



Using magnetism, you can place nonwoven fabric on right place without wrinkle.


- Possible to process even if not a skilled worker.
- The defect rate is significantly reduced.
- Productivity is greatly improved.

Consumption of self-elastic polymerization ink

**Nonwoven fabric
of seating(Hip) part**



**Non-woven fabric of
seat back**



※ Estimated requirement per vehicle.

Print Ø25mm dot

--- Ink consume about 0.2g

If 100 dots per vehicle (front&back seats)

--- Ink consume : about 20g

Seat Fabrication Quantity per Ink 1Kg:

Approximately 50 vehicle

**Magnetic
Elastomer ink
Ø25mm**


We can supply magnet too

Inject bolt type Nd magnet to the mold



You don't have to make new molds.
You can tap the mold and insert the magnet.

We can also supply magnets.
Any form of magnet can be supplied.
For your information, using a mass-production standard
reduces the cost of magnet mold.



Feature point of our company ink

1. Increases production yield and reduces costs due to reduced defectives
2. As you can see in the video, our ink doesn't crack when folded 360°.
3. As you can see in the video, the magnetic metal powder does not fall off even when rubbing against each other.
4. When high pressure is applied to fill and mold the foam pad, the non-woven fabric will be damaged due to the difference in hardness between the area where Ink is applied and the area where it is not applied. However, our products are elastic and flexible, so they don't cause breakage problems.
5. Can control adsorptive power.
6. Can use existing mold.
You only need to tap into the existing mold and assemble with the magnet.
We can also supply magnets.
7. Metal powder's sedimentation is significantly slow, so you can stir it once for the first time.
8. Currently, toluene solvents are used, but it can be replaced with eco-friendly solvents you want.



MAGRON

Magnetic material specialized company MAGRON CO., LTD.

Address : #403 - 3dong, Gyeonggi Technopark, 705 Haean-ro, Sangnok-gu,
Ansan-si, Gyeonggi-do, 15588 (post code), Republic of Korea

Website : www.magron.co.kr

Mobile phone : (+82)10-2441-0227

Email : magron@magron.co.kr



Technical Data Sheet

Model	MGS-02	
Viscosity	8,000cps	LV-Type spindle 63 10rpm
Recommend dry condition	Over 100°C * 3min	
Mixture rate(weight rate)	100 : 7	Main substance : Hardener
Printing Method	Screen, Gravure	

- How to use product

Stirring	Sufficient stirring is required before using the product.
Dry condition	shall be dried in appropriate conditions for good performance of coating.
Surface treatment	Make sure that there are no foreign substances, oils, and moisture in the statement.

- Precautions

- ◆ Avoid fire access.
- ◆ Store the product in a dry cold-cold place at room temperature (5-25°C) to avoid fire and direct sunlight, also make sure that the container is sealed and that the filler hole faces the top.
- ◆ Store the remaining amount in the same way after use.