

MAGRON FERROFLUID

MAGRON
August 2023

For Display kit



FERROFLUID

–for Display kit

Product composition



Ferrofluid



Clear liquid



Coating agent




Etching agent

Ferrofluid



- 1 Has RoHs certification
- 2 Solvent(volatile) is not included
- 3 Doesn't vaporize and evaporates at room temperature (within 25°C)

Ferrofluid ignition test video



<https://www.youtube.com/watch?v=lrpr-rTnHls>

Comparison of the durability of ferrofluid



<https://www.youtube.com/watch?v=MBN8HAp711M>

Click on the picture or link to go to the YouTube channel.

FERROFLUID

–for Display kit

● Clear liquid




- 1** Solvent(volatile) is not included
- 2** Doesn't vaporize and evaporates at room temperature
- 3** Flow speed can be controlled by controlling specific gravity

Clear liquid ignition test video



<https://www.youtube.com/watch?v=CDQTNwn3g6U>

Ferrofluid flow speed control video



<https://www.youtube.com/watch?v=blARwrJUmyc>

Click on the picture or link to go to the YouTube channel.

● Etching agent

An etching agent is a liquid that attaches to the glass wall and melts the surface. Reduce the surface roughness in a glass container. If the etching agent remains in the container, it can react with the ferrofluid. Therefore, please wash it with water after etching and dry it completely.



- 1** Prevent ferrofluid from staining on the wall
- 2** Remaining etching agent can be recycled

❖ After etching, wash it with water and wipe it thoroughly with a dry cloth or tissue..

FERROFLUID

–for Display kit

● Coating agent

Coating agent made to prevent ferrofluid from being stained on glass container. It's the most perfect way to minimize the stain phenomenon.



1 Prevent ferrofluid from staining on the wall


2 Remaining coating agent can be recycled

❖ If you purchase etching agent and coating agent, we will let you know in detail how to use it.

● Life span


When making kits with our products, doesn't shape change, chemical reaction, or evaporation.

500rpm x 1,000hours Durability test video



<https://www.youtube.com/watch?v=gvzHjHmVaB0>

After 1,000 hours, check the shape video



<https://www.youtube.com/watch?v=cG20uBQTysY>

Click on the picture or link to go to the YouTube channel.

FERROFLUID

–for Display kit

● About container

We have a lot of container-related inquiries. Therefore, we write our opinions below.

Only glass containers are available. All containers of other materials were stain phenomenon as a result of our test.

For reference, The smaller the roughness of the glass surface(illuminance), the less the occurrence of stain phenomenon.

However, in the case of special glass with good illumination, the price is high. Please make a comprehensive decision and choose.

❖ We doesn't provide glass containers.


● Manufacture method

1. Prepare to container
2. Pour the etching agent into the container
3. After 20 minutes, remove the etching agent and wash with water --- completely dry with a dry cloth or tissue
4. After applying the coating agent, pour out the remaining coating agent --- completely dried (1 hour of natural drying, 10 minutes of heat drying)
5. After injecting the clear liquid, add a ferrofluid

making a kit without any specialized equipment.



<https://www.youtube.com/watch?v=6Lu2ctEEGHA&t=33s>




Click on the picture or link to go to the YouTube channel.

FERROFLUID

-for Display kit

 MEMO



You can make an order with the specifications you want.

We constantly develop and release new products.

Please contact us.



Company information

Address	#403 - 3 dong, Gyeonggi Technopark, 705 Haean-ro, Sangnok-gu, Ansan-Si, Gyeonggi-do, Republic of South Korea Post code : 15588	
Contact	TEL]+82 31-500-4632	
Mail address	magron@magron.co.kr	FAX]031-500-4631
Website	[KO] www.magron.co.kr	[EN] www.ferrozone.co.kr